



BEES Dosing Card – Epi Administration



1

Right Patient

- Anaphylaxis
- Severe respiratory distress (Asthma/COPD)

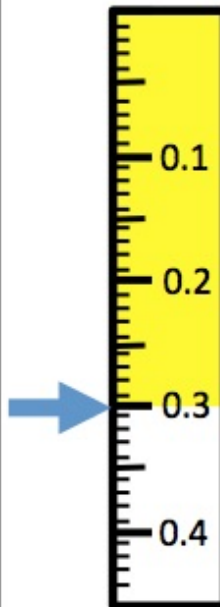
2

Right Medication


EPINEPHrine
1mg/mL

3

Right Dose



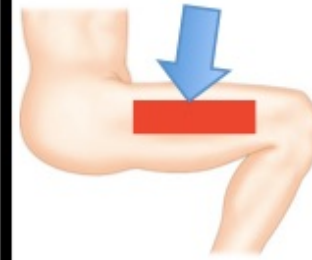
Adult
0.3 mL
>60 lbs.



Pediatric
0.15 mL
<60 lbs.

4

Right Route



5

Right Documentation

- Indications
- Dose
- Route
- Patient Response

Please return this Dosing Card to Pharmacy - DO NOT DISCARD



BEES Dosing Card – IM Injection Overview



1

Injection Site Prep

- A. Expose
- B. Locate
- C. Disinfect

2

Medication Administration

- A. Insert needle at 90°
- B. Draw back on syringe
- C. Verify blood is absent
- D. Deliver medication

3

Sharps Disposal



4

Reassess Patient

- A. Evaluate patient response after 3-5 min.

Please return this Dosing Card to Pharmacy - DO NOT DISCARD